

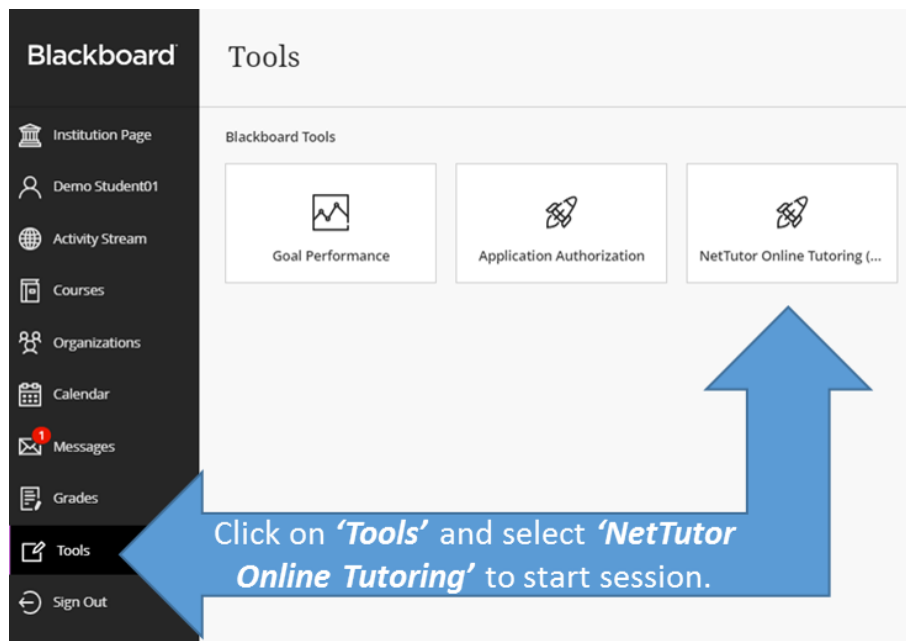
NetTutor Student User Guide



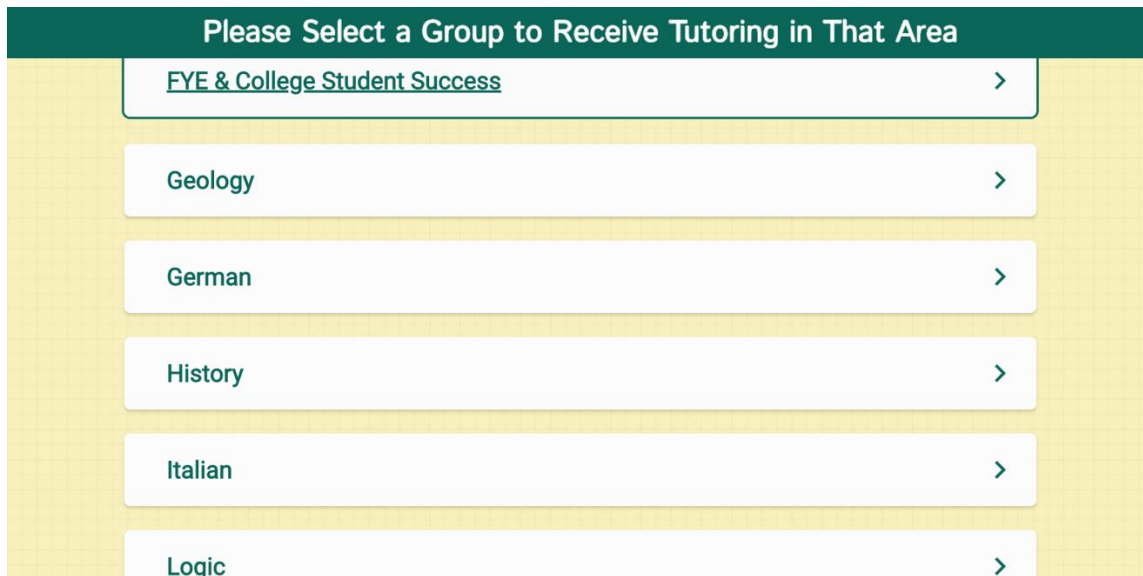
To access free online tutoring support from NetTutor, first sign into [Blackboard Ultra](#). Click on "Tools" located on the left panel and choose NetTutor.

Get tutoring services from anywhere! All Navajo Technical University (NTU) tutoring services will be online for Fall 2021, Winter Intersession, Spring 2022, and Summer 2022. Follow the links below to access tutoring in the various subject areas.

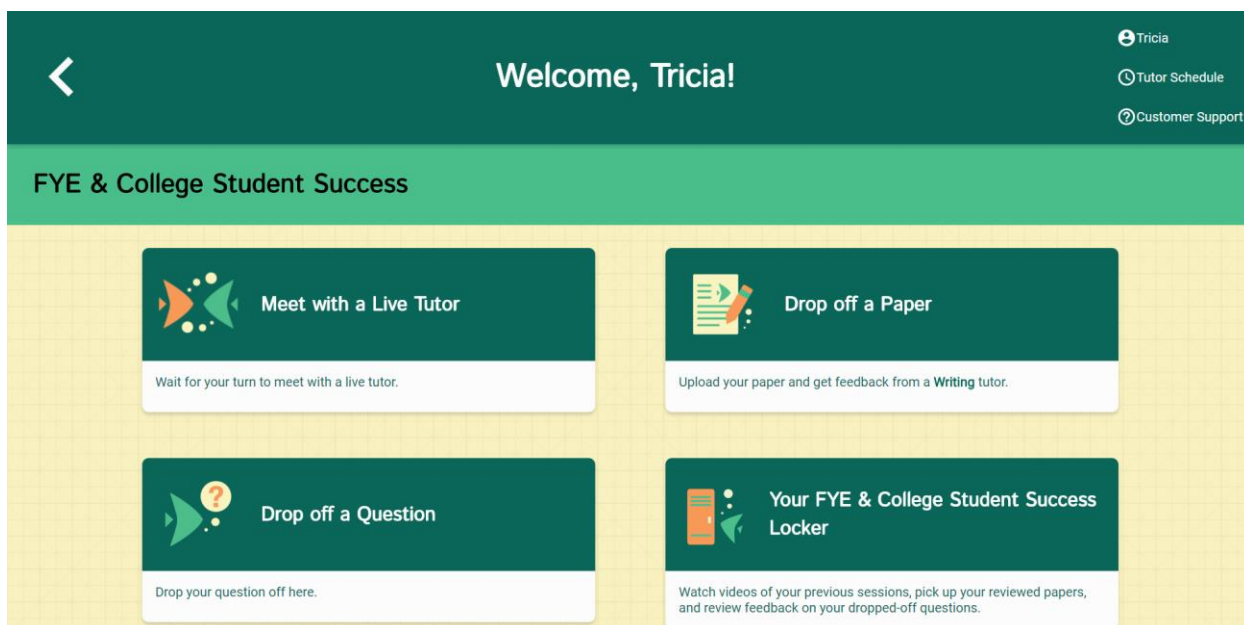
Once you successfully log into Blackboard Ultra, select "Tools" and click on NetTutor Online Tutoring (NTU) to start a session.



Choose the content area for which you need help.



The NetTutor dashboard provides 3 support resources, as well as a locker.



The NetTutor Dashboard

- Meet with a Live Tutor:**..... 3
- Drop off a Paper:**..... 4
- Drop off a Question:**..... 5
- The Locker:** 6

Meet with a Live Tutor:

Directs you to an information page where a tutor will be available soon.

Welcome to NetTutor Exit

There is currently 1 student ahead of you in line. Thank you for your patience.

We are here to help

You will be directed to the first available tutor, usually within a few minutes. **Keep this window open while you are waiting.**

When it is your turn, you will hear a bell and you will be sent to the Whiteboard where you can collaborate with your tutor. **Be sure to turn up the volume on your computer so you can hear when it is your turn.**

Your tutoring session will be private. When it is over, you can review the material you covered in your session by visiting your locker.

It is difficult to estimate your exact waiting time because we believe each student deserves a full, helpful session and their tutor's undivided attention. This will be the level of support you receive too!

"But what if I have to go?"

No problem. Use the Whiteboard to hash out the details of the question you wanted to ask. Then, leave your question for the tutors, and they will respond back to you.

Before you get started, give your question a title and then click the button below.

Give your question a title to refer to later

30 characters remaining

Craft Your Question

While you are waiting, here are some study tips you can try

Review your lesson material by re-reading your textbook, reviewing your class notes or presentation, or going through the example problems. Doing this can help clarify something you may have missed.

Drop off a Paper:

Directs you through three prompts to drop off your paper.

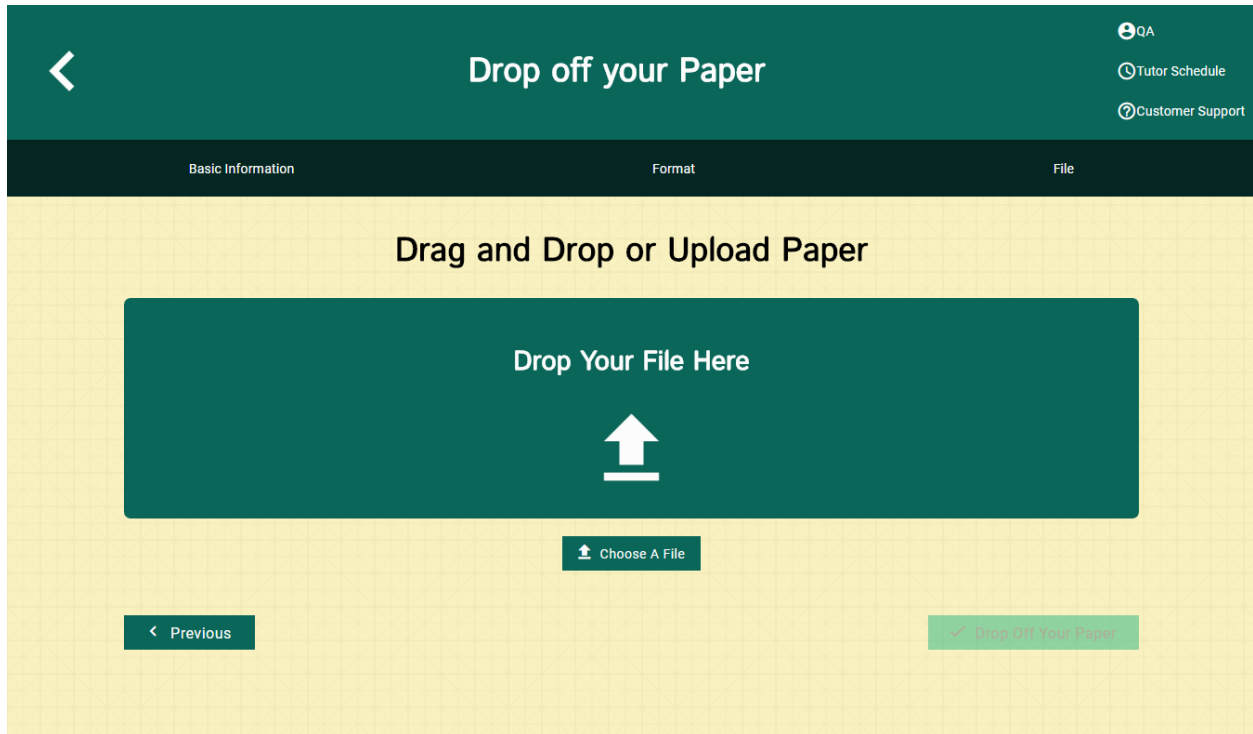
First, name your paper and describe the assignment.

The screenshot shows the 'Drop off your Paper' interface. At the top, there is a dark green header with a back arrow on the left, the title 'Drop off your Paper' in the center, and three links on the right: 'QA', 'Tutor Schedule', and 'Customer Support'. Below the header is a navigation bar with three tabs: 'Basic Information' (selected), 'Format', and 'File'. The main content area has a light yellow background with a grid pattern. It contains a 'Paper Name' section with a text input field and a '100 characters remaining' indicator. Below that is a larger text area for describing the assignment, with a '300 characters remaining' indicator. A checkbox labeled 'English is not my first language.' is present. A 'Next' button is located at the bottom right.

Second, tell the tutor what you need help with.

The screenshot shows the 'Drop off your Paper' interface, now on the 'Format' step. The navigation bar has 'Format' selected. The main content area features a white box with the instruction 'Select two areas of feedback.' and ten checkboxes arranged in two columns: 'Topic Development', 'Focus/Thesis Statement', 'Organization', 'Grammar & Mechanics', 'Word Choice', 'Sentence Structure', 'Sentence Variety', 'Transitions & Fluency', 'Paper Format', and 'Citations & References'. Below this box are two dropdown menus: 'Citation Style' and 'Paper Type'. At the bottom, there is a question 'How long should your paper be?' followed by a text input field containing '0' and a 'Pages' dropdown menu.

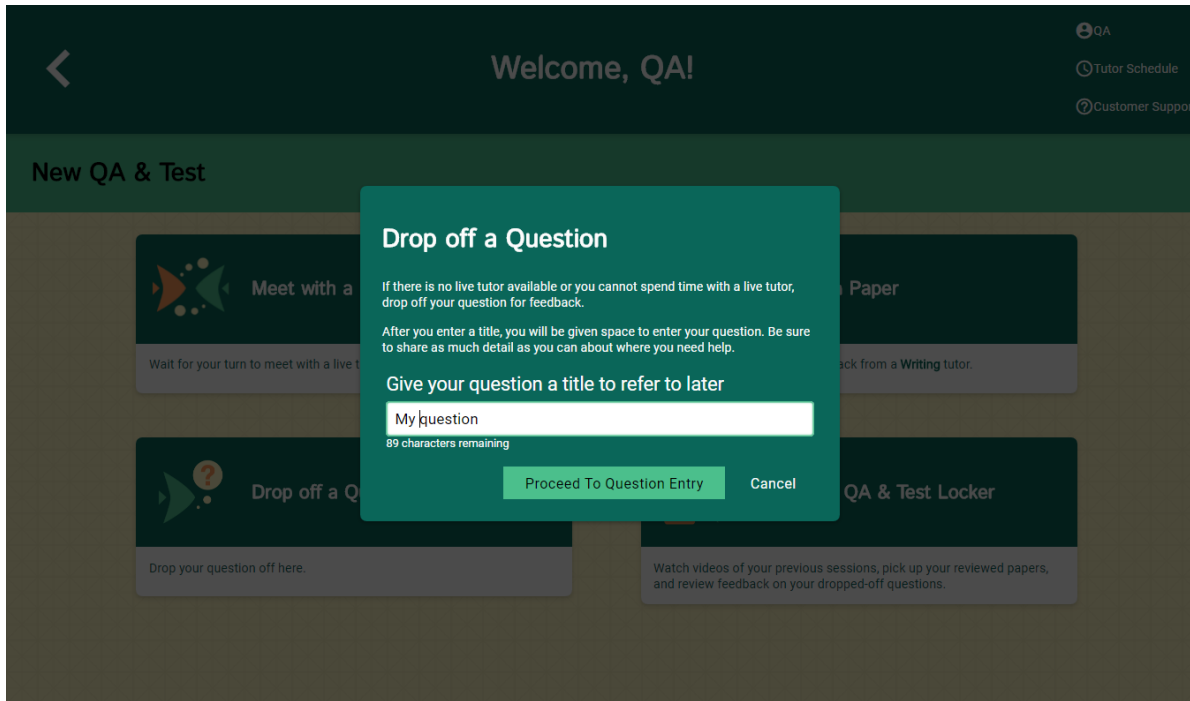
Third, upload your paper. Papers have a turnaround time of 48-72 hours.



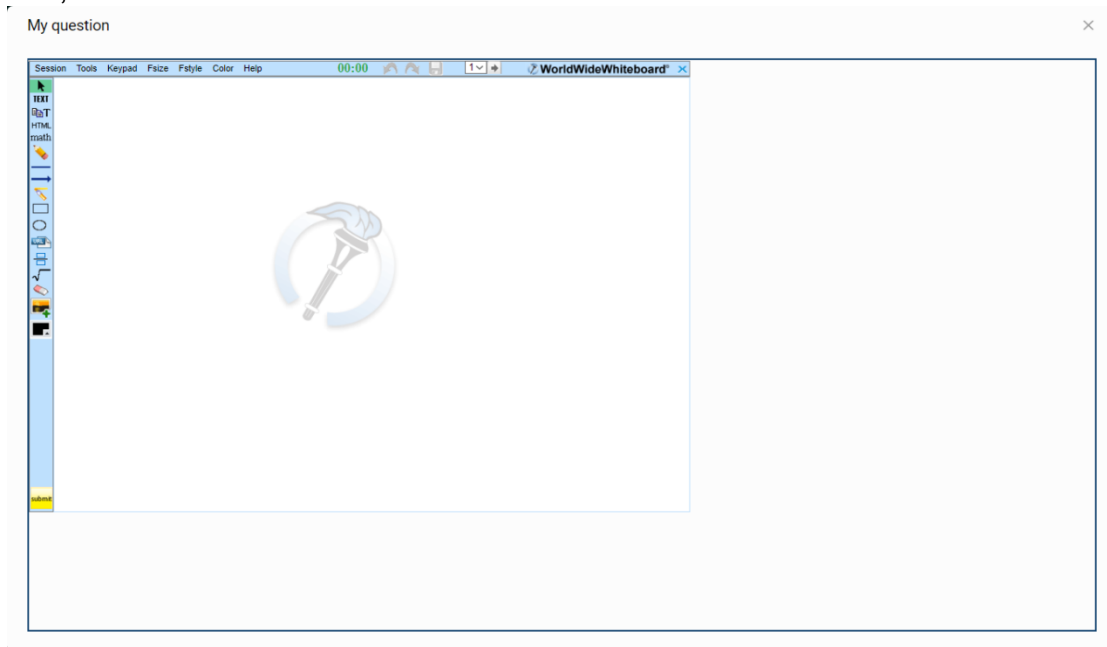
Drop off a Question:

Directs you through two prompts to drop off your paper

First, name your question.



Second, use the white board to ask your question. Once you have finished your question, click the “Submit” button in the lower left-hand corner.



The Locker:

Your locker stores all your NetTutor sessions. You can review your live tutoring sessions, retrieve papers you have submitted for feedback, or gather responses to your submitted questions.



Your FYE & College Student Success Locker

Tricia

Tutor Schedule

Customer Support

All your FYE & College Student Success Materials in One Place



Live Tutoring Session History

View videos and download PDF files of your live sessions.



Paper Feedback

0 papers submitted
0 papers returned with feedback



Question Feedback

0 questions submitted
0 questions returned with feedback